



6

NAVARRO COUNTY TREASURER'S REPORT


**THE STATE OF TEXAS
COUNTY OF NAVARRO
AFFIDAVIT**

BEFORE ME, the undersigned authority, on this day personally appeared the following named persons, and after being duly sworn, deposes and says: Honorable H.M. Davenport Jr., County Judge, Honorable Jason Grant, Commissioner Pct. 1, Honorable Eddie Perry, Commissioner Pct. 2, Honorable Eddie Moore, Commissioner Pct. 3, and Honorable David Brewer, Commissioner Pct. 4.

I, Jane McCollum, Navarro County Chief Deputy Treasurer, on this 26th day of May, 2026 present to the Navarro County Commissioners Court the Monthly Financial Report for the month ending in April, 2026 for the court to review and approved. This report is in compliance with *Section 114.026* of the Local Government Code, so therefore we hereby execute this affidavit for publication.

With this signed affidavit, We the Commissioners Court of Navarro County, state that the requirements of *Subsection (C)* have been met with the examination of this report.

Signed and executed this 26th day of May, 2026.




H.M. Davenport, County Judge




Jason Grant, Commissioner Pct. 1



Eddie Perry, Commissioner Pct. 2



Moore, Commissioner Pct. 3




David Brewer, Commissioner Pct. 4

SWORN AND SUBSCRIBED TO BEFORE ME, this 26th day of May, 2026 by H.M. Davenport Jr., Jason Grant, Eddie Perry, Eddie Moore, and David Brewer in their official capacities as the members of the Navarro County Commissioners Court.

ATTEST






Sherry Dowd, County Clerk

le

NAVARRO COUNTY, TEXAS
REPORT OF CASH AND INVESTMENTS
FOR THE MONTH OF APRIL, 2026

FUND	BEGINNING BALANCE	RECEIPTS	BANK INTEREST	DISB	ENDING BALANCE	TEX POOL BEGINNING BAL	TEX POOL DEP/WD	TEX POOL INTEREST	TEX POOL ENDING BAL	TX CLASS BEGINNING BAL	TX CLASS DEP/WD	TX CLASS INTEREST	TX CLASS ENDING BAL	TOTAL
GENERAL	21,809,551.69	3,337,682.36	4,621.98	4,070,007.51	21,081,848.52	4,281,879.26	-	13,369.67	4,295,248.93	4,200,554.68	-	13,051.02	4,213,605.70	29,590,703.15
CSCD	196,679.99	58,431.01	43.50	116,836.06	138,318.44	116,778.88	-	364.58	117,143.46	-	-	-	-	255,461.90
JUVENILE	105,162.24	55,881.85	22.23	55,893.98	105,172.34	9,573.91	-	29.88	9,603.79	-	-	-	-	114,776.13
FLOOD CTRL	602,795.85	39,238.38	130.09	6,000.00	636,164.32	2,709.61	-	8.40	2,718.01	-	-	-	-	638,882.33
R&B - PCT 1	1,015,381.40	486,349.81	213.32	553,161.27	948,783.26	3,501.57	-	10.90	3,512.47	-	-	-	-	952,295.73
R&B - PCT 2	1,055,836.62	112,650.16	223.54	131,732.48	1,036,977.84	96,915.60	-	302.63	97,218.23	113,613.47	-	353.01	113,966.48	1,134,196.07
R&B - PCT 3	1,546,309.14	143,091.91	1,807.20	300,258.36	1,390,949.89	82,905.23	-	258.85	83,164.08	284,374.26	-	883.53	285,257.79	1,759,371.76
R&B - PCT 4	1,119,788.66	487,711.60	246.26	571,583.31	1,036,163.21	95,986.96	-	299.75	96,286.71	227,499.27	-	706.82	228,206.09	1,360,656.01
HIDTA	22,450.37	317,044.26	4.61	317,044.26	22,454.98	-	-	-	-	-	-	-	-	22,454.98
HIDTA SZ	20,252.90	-	4.16	-	20,257.06	2,128.10	-	6.60	2,134.70	-	-	-	-	22,391.76
HIDTA FED	268,005.52	515.51	-	174,672.14	93,848.89	-	-	-	-	-	-	-	-	93,848.89
DEBT SVC	182,461.55	35,871.40	42.90	-	218,375.85	2,737.64	-	8.57	2,746.21	-	-	-	-	221,122.06
CAPITAL	3,597.06	-	0.74	-	3,597.80	12,974.18	-	40.48	13,014.66	-	-	-	-	16,612.46
SHERIFF/ST	134,262.49	-	27.59	-	134,290.08	66.50	-	0.30	66.80	-	-	-	-	134,356.88
SHERIFF/FED	236,006.16	174,672.14	52.08	-	410,730.38	-	-	-	-	-	-	-	-	410,730.38
SHERIFF/SB22	465,994.97	-	92.73	39,523.27	426,564.43	-	-	-	-	-	-	-	-	410,730.38
D.A. FORFEIT	171,496.03	110,589.00	37.61	-	282,122.64	141,054.95	-	440.43	141,495.38	-	-	-	-	423,618.02
D.A. SB22	264,891.34	-	53.45	12,942.40	252,002.39	-	-	-	-	-	-	-	-	252,002.39
HEALTH INS	476,777.27	431,522.41	56.04	443,048.23	465,307.49	15,020.60	-	46.93	15,067.53	-	-	-	-	480,375.02
ECON DEV	-	-	-	-	-	2,699.33	-	8.40	2,707.73	-	-	-	-	2,707.73
TRUST	1,303,734.01	23,395.74	281.19	168,897.79	1,158,513.15	1,141,841.42	-	3,565.23	1,145,406.65	1,137,496.60	-	3,534.19	1,141,030.79	3,444,950.59
LAKE TRUST	245.31	-	0.05	-	245.36	119,566.28	-	373.31	119,939.59	-	-	-	-	120,184.95
REV & CLRNG	1,211,885.09	-	-	-	1,211,885.09	1,130,438.97	-	3,529.68	1,133,968.65	-	-	-	-	2,345,853.74
PAYROLL	17,765.16	1,277,733.44	28.15	1,277,733.44	17,793.31	-	-	-	-	-	-	-	-	17,793.31
DISB	120,470.40	5,528,698.83	204.00	5,527,855.01	121,518.22	-	-	-	-	-	-	-	-	121,518.22
GO BOND	103,045.61	-	21.17	-	103,066.78	-	-	-	-	-	-	-	-	103,066.78
SPECIAL REV	1,635,086.12	-	335.65	4,771.69	1,630,650.08	-	-	-	-	-	-	-	-	1,630,650.08
ELECTION	427,935.15	10,058.40	89.45	-	438,083.00	-	-	-	-	-	-	-	-	438,083.00
A.R.P.A.	9,666.35	-	1.84	2,002.42	7,665.77	148,490.07	-	463.63	148,953.70	421,003.79	-	1,308.04	422,311.83	578,931.30
UNCLAIMED	111,268.99	1,774.08	22.81	17,179.33	95,886.55	-	-	-	-	-	-	-	-	95,886.55
TOTAL	34,638,803.44	12,632,912.29	8,664.34	13,791,142.95	33,489,237.12	7,407,269.06	-	23,128.22	7,430,397.28	6,384,542.07	-	19,836.61	6,404,378.68	46,531,479.78

INTEREST EARNED	CURRENT MONTH	YTD
	51,629.17	397,463.63


 Prepared By: Jane McCollum, Chief Deputy Treasurer

5/12/2026
 Date